

# Activity Booklet

## Once Upon a Sign The New Stone Soup in American Sign Language



# Activity Booklet Instructions



*The New Stone Soup* Activity Booklet uses characters and vocabulary from the *Once Upon a Sign* video *The New Stone Soup*. The booklet contains 12 different activities/worksheets to help enhance fun and increase learning for young viewers of this updated tale, performed in American Sign Language (ASL).

## WHAT IS ASL?

ASL is a language used for over two centuries by Deaf people in the United States and Canada. With every passing day, children at home, in daycare centers, and in classrooms are learning ASL from their parents, caretakers, and teachers.

## DEPARTMENTS OF EDUCATION RECOGNIZE ASL

Now, states like California have Common Core Curriculum for Kindergarteners that includes teaching about ASL and the culture of Deaf people!

## ASL FOSTERS EARLY LANGUAGE ACQUISITION AND LITERACY

ASL has healthy benefits for young children between the ages of 1–3 including building language pathways in the brain, which accelerates the child's language comprehension. With this language acceleration, the child develops reading comprehension with a larger vocabulary at a younger age.

## DIRECTIONS FOR THE ASL FOLDER

The following two pages are meant to be a front and back cover for kids' ASL Folders. Print the pages out to glue on a folder or manila envelope that will hold the completed worksheets. The DawnSignKids logo page is the front, and there is space for students to add their name to the folder. On the back of the folder, glue the American Manual Alphabet as a guide for children to identify fingerspelled letters while working on the activities.



*Once Upon a Sign* is a series of classic children's stories re-created with modern themes and performed entirely in ASL. With voice-over and English or Spanish subtitles, the videos are accessible and fun, and can be used in a variety of ways from simple entertainment to comparing the ASL version of the stories to the classic tales. The seven titles in the series are ***Goldilocks and the Three Bears*, *Little Red Riding Hood*, *Jack and the Beanstalk*, *The Magic Mirror*, *The Stone Soup*, *Three Little Pigs* and *The Boy Who Cried Wolf*.**

You can read more about the series, each story, and view trailers at  
[www.dawnsign.com/once-upon-a-sign](http://www.dawnsign.com/once-upon-a-sign).

*DawnSignPress* creates, develops, and publishes quality American Sign Language and Deaf culture-related videos and books. For over 35 years DawnSignPress has created quality ASL children's materials, including literature that features ASL.





# ASL Folder

( Your Name )



# DAWN·SIGN ·KIDS.

---

# The American Manual Alphabet



# The Stone Soup Character Masks



## INSTRUCTIONS:

Cut out each mask and the eye holes. Attach popsicle sticks or attach strings to each side of the masks. Great for role play, story retelling, and creative fun.



IVAN



MIOLKA



BENNY



KAYLA



# The Stone Soup Ivan Mask



## INSTRUCTIONS:

Cut out the mask and eye holes. Attach the mask to a popsicle stick or attach strings to each side of the mask. Great for role play, story retelling, and creative fun.



# The Stone Soup Miolka Mask



## INSTRUCTIONS:

Cut out the mask and eye holes. Attach the mask to a popsicle stick or attach strings to each side of the mask. Great for role play, story retelling, and creative fun.



# The Stone Soup Benny Mask



## INSTRUCTIONS:

Cut out the mask and eye holes. Attach the mask to a popsicle stick or attach strings to each side of the mask. Great for role play, story retelling, and creative fun.





# The Stone Soup

## Kayla Mask



### INSTRUCTIONS:

Cut out the mask and eye holes. Attach the mask to a popsicle stick or attach strings to each side of the mask. Great for role play, story retelling, and creative fun.




NAME: \_\_\_\_\_



# The Stone Soup Maze

INSTRUCTIONS:

Help the travelers find their Stone Soup!





NAME: \_\_\_\_\_



# The Stone Soup

## INSTRUCTIONS:

Match the vocabulary to the correct The Stone Soup photos.

eat

dance

people

smell

hungry



NAME: \_\_\_\_\_



# The Stone Soup


INSTRUCTIONS:

Match the noun vocabulary to the soup ingredients.


salt and pepper




potato




tomato



carrot



stones





NAME: \_\_\_\_\_

# The Stone Soup

## INSTRUCTIONS:

Match the vocabulary to the correct The Stone Soup photos.



man



magic



cook



people



dance



NAME: \_\_\_\_\_



# The Stone Soup

## ASL & English Match

### INSTRUCTIONS:

Draw a line from the English word on the left to the matching fingerspelled ASL word on the right.

dance



magic



eat



tomato



share



drum



earth





NAME: \_\_\_\_\_



# The Stone Soup

## INSTRUCTIONS:

Make your own Stone Soup recipe by drawing what you would put in your soup.



NAME : \_\_\_\_\_



# The Stone Soup Wordsearch

## INSTRUCTIONS:

Search for the words provided below in the wordsearch.

R	S	I	P	G	B	V	E	Q	E	X
W	T	A	G	I	C	R	I	J	A	D
T	O	P	E	A	T	B	E	D	R	V
J	N	S	S	A	L	T	L	E	T	O
C	E	E	P	E	P	P	E	R	H	N
A	M	M	A	G	I	C	Z	Y	T	I
R	D	R	U	M	E	E	D	S	N	O
R	W	H	T	A	T	Z	Y	L	H	N
O	O	A	Q	U	D	A	N	C	E	W
T	T	O	M	A	T	O	F	W	C	V
J	J	Y	R	E	X	Z	B	M	P	U

~~EAT~~ - MAGIC - DRUM - ONION - TOMATO

DANCE - SALT - PEPPER - CARROT - EARTH - STONE

NAME: \_\_\_\_\_




# The Stone Soup

## Fingerspelling Search

### INSTRUCTIONS:

Search for the words provided below in the wordsearch.



~~EAT~~ - MAGIC - DRUM - ONION - TOMATO

DANCE - SALT - PEPPER - CARROT - EARTH - STONE



NAME: \_\_\_\_\_



# The Stone Soup

## INSTRUCTIONS:

By drawing a line to each, help the performers find their talent.



NAME: \_\_\_\_\_



# The Stone Soup Coloring Activities


## INSTRUCTIONS:

The coloring pages that follow use ASL signs from The Stone Soup. Each page has the ASL sign, a place to practice spelling with ASL and English, and a picture. You can also play a matching game by cutting the pages into sections to match signs, fingerspelling and pictures.



cook

\_\_\_\_\_



watch

\_\_\_\_\_



eat

\_\_\_\_\_



nice

\_\_\_\_\_



give


\_\_\_\_\_




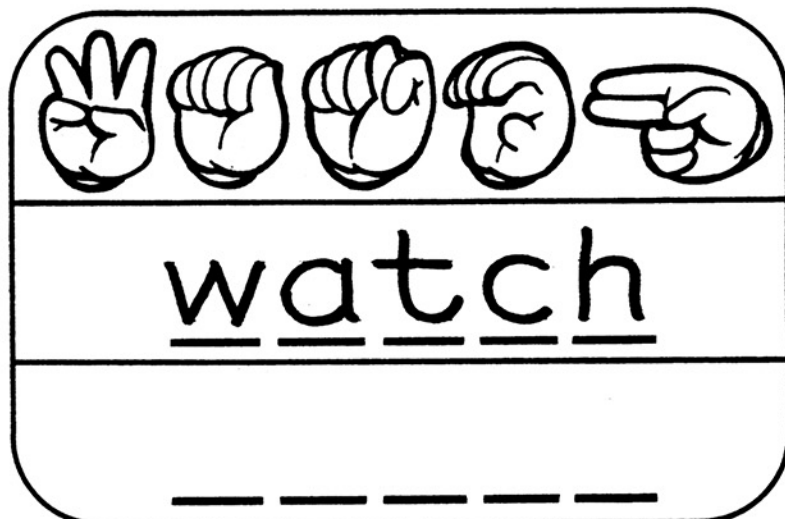

hungry


\_\_\_\_\_
























hungry

-----



NAME: \_\_\_\_\_



# The Stone Soup ASL & English Mat


## INSTRUCTIONS:

After printing out the mat, laminate it.  
Use it as a place mat during snack and meal time.

## The Stone Soup Fun Signs



Dance



Magic



Eat



Potato



Onions



Tomatoes



Share



# The Stone Soup Fun Signs



Dance



Magic



Eat



Potato



Onions



Tomatoes



Share