

# Activity Booklet

## Once Upon a Sign *The New* **Goldilocks and the Three Bears** in American Sign Language



DAWN · SIGN  
· KIDS ·

# Activities Booklet Instructions



This Goldilocks and the Three Bears Activities Booklet uses characters and vocabulary from the *Once Upon a Sign* video *Goldilocks and the Three Bears in American Sign Language*. The booklet contains 12 different activities/worksheets to help enhance fun and increase learning for young viewers of this updated fairy tale, performed in American Sign Language (ASL).

## WHAT IS ASL?

ASL is a language used for over two centuries by Deaf people in the United States and Canada. With every passing day, children at home, in daycare centers, and in classrooms are learning ASL from their parents, caretakers, and teachers.

## DEPARTMENTS OF EDUCATION RECOGNIZE ASL


Now, states like California have Common Core Curriculum for Kindergarteners that includes teaching about ASL and the culture of Deaf people!

## ASL FOSTERS EARLY LANGUAGE ACQUISITION AND LITERACY

ASL has healthy benefits for young children between the ages of 1-3 including building the language pathways in the brain, which accelerates the child's language comprehension. With this language acceleration, the child develops reading comprehension with a larger vocabulary at a younger age.

## DIRECTIONS FOR THE ASL FOLDER

The following two pages are meant to be a front and back cover for students' ASL Folders. Print the pages out to glue on a folder or a manila envelope that will hold the completed worksheets. The DawnSignKids logo page is the front, and there is space for students to add their name to the folder. On the back of the folder, glue the American Manual Alphabet as a guide for children to refer to so they can identify fingerspelled letters while working on the activities.



*Once Upon a Sign* is a six-part series of classic children's stories re-created with modern themes and performed entirely in beautiful ASL. With voice-over and English subtitles, the videos are accessible and fun, and can be used in a variety of ways from simple entertainment to comparing the ASL version of the stories to the classic tales. The other five titles in the series are ***Little Red Riding Hood*, *Jack and the Beanstalk*, *The Magic Mirror*, *The Stone Soup*, and *Three Little Pigs*.**

You can read more about the series and each story, and view trailers at [www.dawnsign.com/series/details/once-upon-a-sign](http://www.dawnsign.com/series/details/once-upon-a-sign).

*DawnSignPress* creates, develops, and publishes quality American Sign Language (ASL) and Deaf culture-related videos and books. For over 35 years DawnSignPress had been committed to raising educational standards for ASL children's materials, and breaking new ground in literature and arts that feature ASL.



# ASL Folder

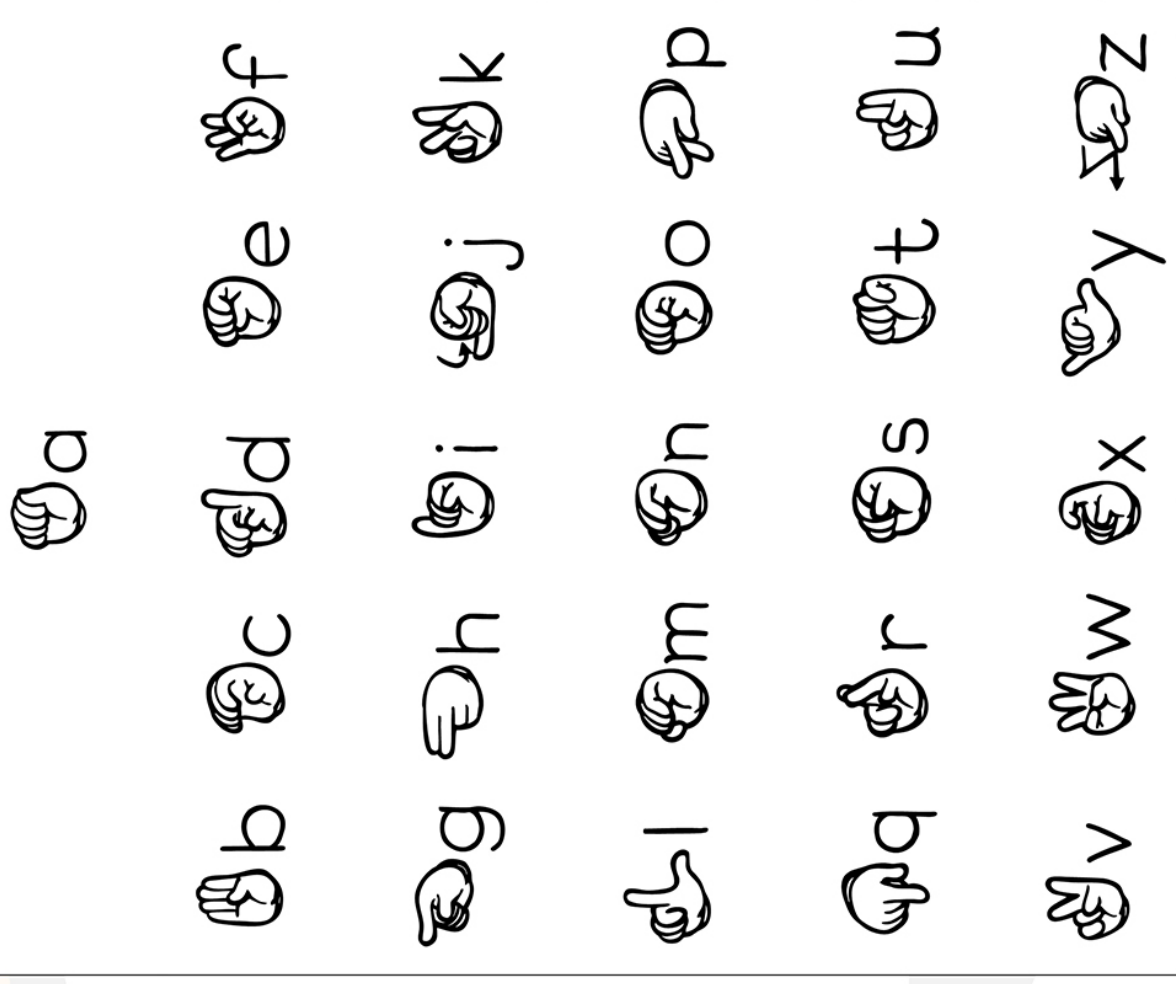
( Your Name )



DAWN·SIGN  
·KIDS.



# The American Manual Alphabet





# Goldilocks and the Three Bears Character Masks



## INSTRUCTIONS:

Cut out each mask and the eye holes and attach them to the popsicle sticks or attach strings to each side of the mask. Great for role play, story retelling, and creative fun.



MAMA BEAR



BABY BEAR



PAPA BEAR



GOLDILOCKS

# Goldilocks and the Three Bears

## Mama Bear Mask



### INSTRUCTIONS:

Cut out the mask and eye holes. Attach the mask to a popsicle stick or attach strings to each side of the mask. Great for role play, story retelling, and creative fun.





# Goldilocks and the Three Bears

## Baby Bear Mask



### INSTRUCTIONS:

Cut out the mask and eye holes. Attach the mask to a popsicle stick or attach strings to each side of the mask. Great for role play, story retelling, and creative fun.





# Goldilocks and the Three Bears

## Papa Bear Mask



### INSTRUCTIONS:

Cut out the mask and eye holes. Attach the mask to a popsicle stick or attach strings to each side of the mask. Great for role play, story retelling, and creative fun.



# Goldilocks and the Three Bears

## Goldilocks Mask



### INSTRUCTIONS:

Cut out the mask and eye holes. Attach the mask to a popsicle stick or attach strings to each side of the mask. Great for role play, story retelling, and creative fun.






NAME: \_\_\_\_\_

# Goldilocks and the Three Bears Maze



INSTRUCTIONS:

Help the Three Bears find Goldilocks.





NAME: \_\_\_\_\_

# Goldilocks and the Three Bears



## INSTRUCTIONS:

Match the vocabulary to the correct *Goldilocks and the Three Bears* photos.




BEAR



BED



EAT



SIT



HOT



NAME: \_\_\_\_\_

# Goldilocks and the Three Bears

## ASL & English Match



### INSTRUCTIONS:

Draw a line from the English word on the left to the matching fingerspelled ASL word on the right.

hot



cold



bed



eat



hungry



sit



chair



bowl



NAME : \_\_\_\_\_

# Goldilocks and the Three Bears



INSTRUCTIONS:

Circle the biggest one in each category.





NAME: \_\_\_\_\_

# Goldilocks and the Three Bears



INSTRUCTIONS:

Circle the correct picture in each box.

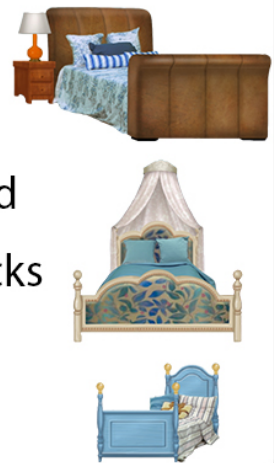
Circle  
the bowl  
Goldilocks  
liked.



Circle  
the chair  
Goldilocks  
liked.



Circle  
the bed  
Goldilocks  
liked.




Circle  
the  
Mama  
Bear.



Circle  
the  
Baby  
Bear.



Circle  
the  
Papa  
Bear.



NAME: \_\_\_\_\_

# Goldilocks and the Three Bears

## Wordsearch



INSTRUCTIONS:

Search for the words provided below in the word search.

K	L	C	D	M	O	A	E	B	E	D
B	O	W	L	K	G	W	A	C	U	S
H	T	F	C	O	L	D	T	A	S	I
O	H	B	R	E	A	K	G	E	T	T
T	Z	O	Q	Y	C	E	S	I	T	R
P	U	C	G	R	H	L	B	P	I	H
O	E	L	T	C	A	I	E	A	G	U
A	U	B	O	W	I	T	A	M	H	N
H	A	C	A	C	R	T	C	A	T	G
H	V	L	P	M	I	L	H	N	L	R
R	M	A	H	E	L	P	F	U	L	Y

~~BOWL~~ - COLD - BED - HELP - EAT

HUNGRY - SIT - CHAIR - BREAK - BEACH - HOT


NAME: \_\_\_\_\_

# Goldilocks and the Three Bears Fingerspelling Search



INSTRUCTIONS:

Search for the words provided below in the word search.



~~COLD~~ - HOT - BED - HELP - EAT

HUNGRY - SIT - CHAIR - BREAK - BOWL



NAME: \_\_\_\_\_

# Goldilocks and the Three Bears



## INSTRUCTIONS:

Cut out the photos and place them in order to match the story.



# Goldilocks and the Three Bears

## Color Mama Bear



### INSTRUCTIONS:

Match the color with the numbers.

Brown - 1    Orange - 2    Red - 3    Yellow - 4    Blue - 5    Green - 6


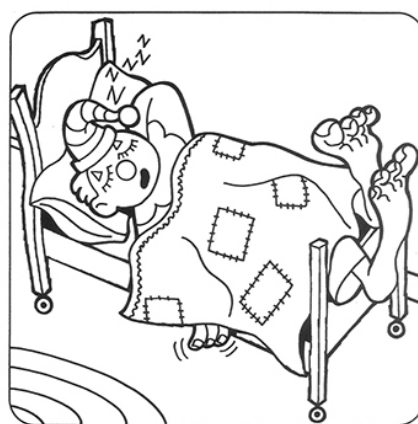
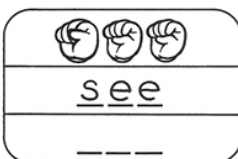



# Goldilocks and the Three Bears Activities





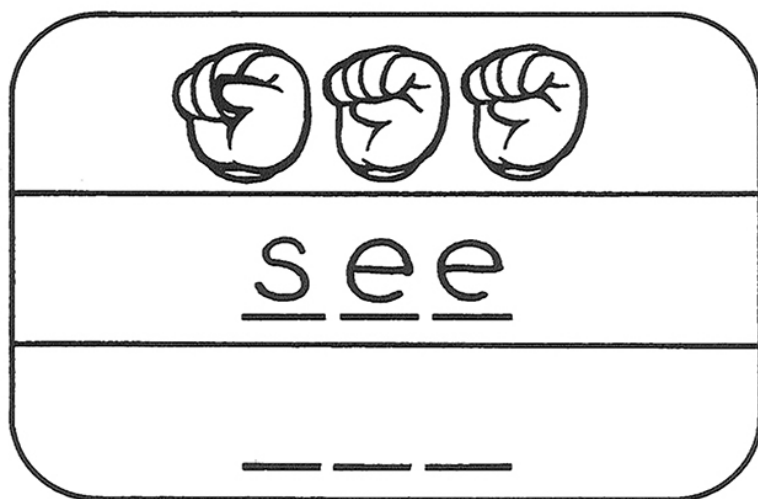

## INSTRUCTIONS:


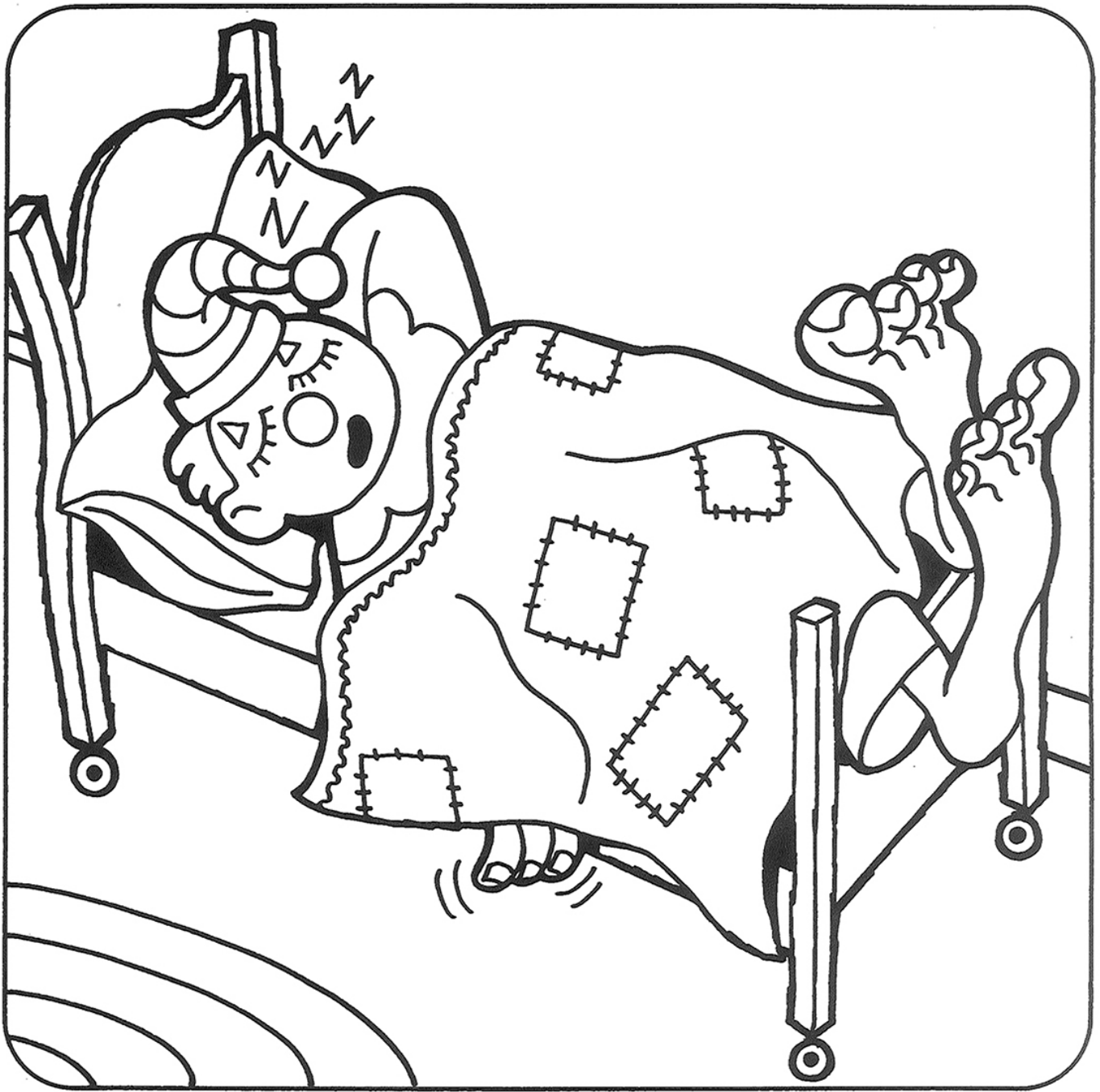
The 6 coloring pages that follow use ASL signs from *Goldilocks and the Three Bears*. Each page has the ASL sign, a place to practice spelling with ASL and English, and a picture. You can also play a matching game by cutting the pages into sections to match signs, fingerspelling and pictures.










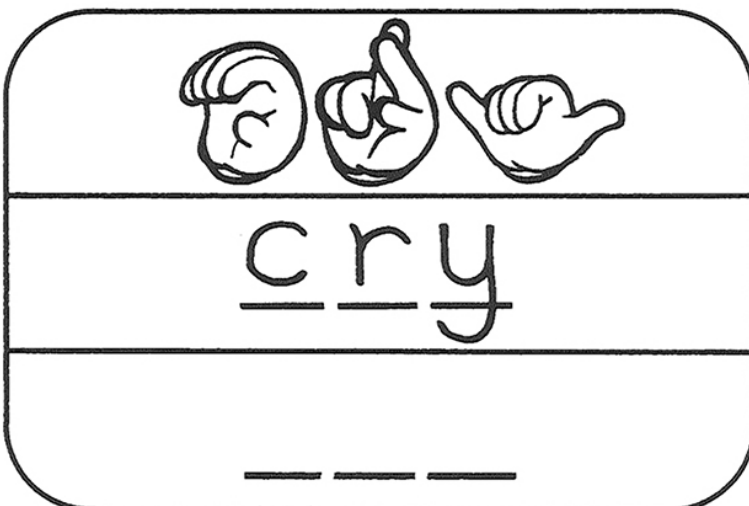














# Goldilocks and the Three Bears

## ASL & English Mat



### INSTRUCTIONS:

After printing out the mat, laminate it. Use it as a place mat for your child during snack and meal time.

## Goldilocks and the Three Bears

### FUN SIGNS



Sit



Bowl



Cold



Eat



Hot



Chair



Hungry



# Goldilocks and the Three Bears FUN SIGNS



Sit



Bowl




Cold



Eat



Hot



Chair



Hungry