



Signing Naturally Interactive Online Student Materials: How-To for Students

To see a video of steps 1 – 3, click [here](#).

How To Enter Your Access Code

The first time you access Signing Naturally online student materials in your ASL course (on Canvas, Blackboard, D2L/Brightspace, Moodle, or Schoology), you'll need to enter your code. You will only need to follow steps 1-3 once; once completed, you will be able to access all of your assignments without needing to enter your code again.

1. In this example, the Assignment name is "Signing Naturally - Homework 7:1." Your teacher may have chosen a different name. Click on 'Enter your Signing Naturally 7-12 Access Code'

Signing Naturally - Homework 7:1

Dashboard > My courses > Signing Naturally - Homework 7:3

Guess My Number

[Enter Signing Naturally 7-12 Access Code](#)



2. You will then see a text box where you can enter your access code, and then click Submit. Be sure to enter your access code exactly as it is written.

Enter Signing Naturally 7-12 Access Code

This course requires the purchase of an access code. Please enter your Signing Naturally 7-12 Access Code below.
Note: If you do not have an access code for Signing Naturally 7-12, please click [here](#) to purchase.

Signing Naturally 7-12 Access Code

3. Once you click submit, you will see a green box saying that “Your changes have been saved successfully!”. You can then proceed to click the homework link and begin your assignment.



Guess My Number

 [Homework 7:1](#)

Your progress?

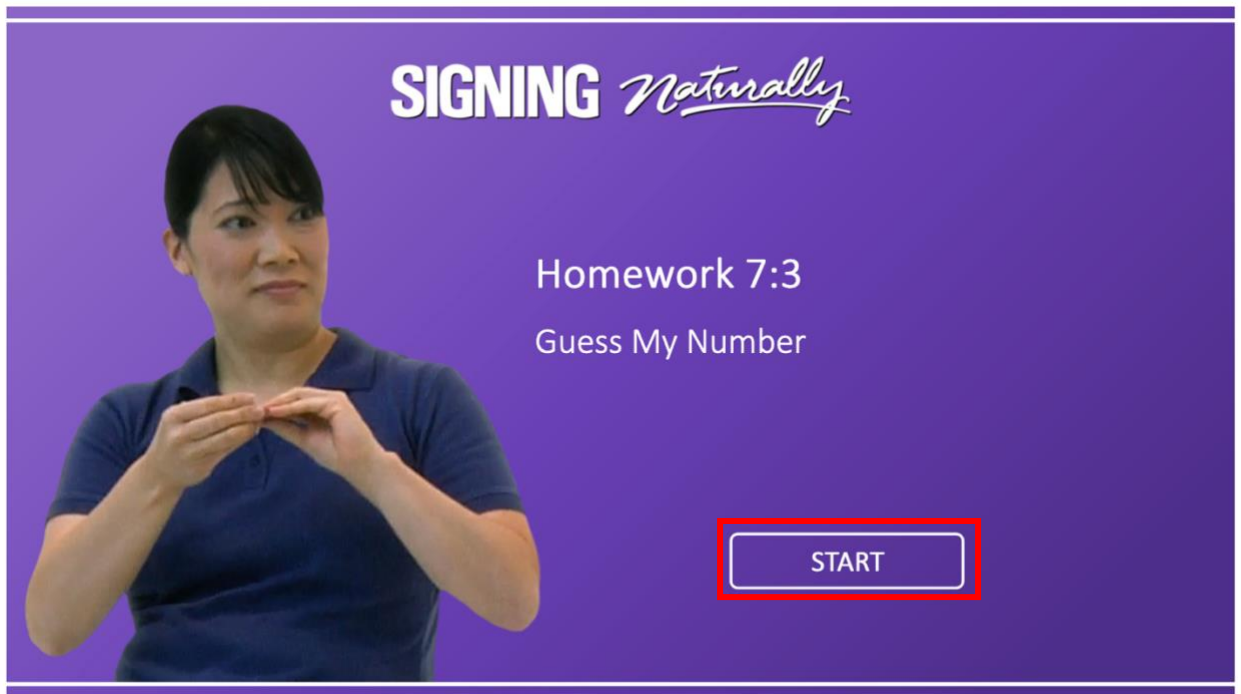


Continue to the next page for some tips on how to navigate within the assignment/homework.



For Your Information – How to Navigate Through the Homeworks


- Each time you open a Homework, you will need to click the Start button.



- You will need to click on “NEXT” or the > key to proceed through the Homework.

GUESS MY NUMBER 2—NEW SIGN

This time, Lauren guesses what number Melvin has in mind.



a limit on what is allowed or permitted;
restricted; limited to

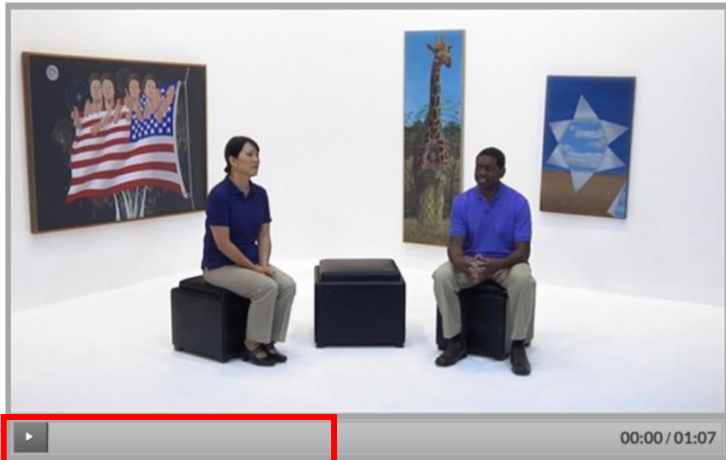
SIGNING *Naturally* Homework 7:3 PAGE 9/34

< PREV **NEXT** >

- The Homeworks will vary. Some are simply reading materials, and you just need to proceed through the Homework and then click “submit” at the end.
- Other Homeworks will include multiple-choice questions, short answer (text box), select the photo, and so on. Be sure to click submit after each answer selected.

- Sometimes, videos do not auto-play - you will need to click the “Play” button to start the video. Some questions/slides will have a video that will auto-play.

CONVERSATION 1



In Conversation 1, Iva (A) and Melvin (B) demonstrate this dialogue in which Terrylene is identified and a message is relayed.

Signer A: Identify a person in the room, using

- body position
- appearance
- clothing

Signer B: add another description to confirm

A: confirm, ask B to relay a message to that person


B: Relay the message



Click Play to start the video.

- Your teacher may ask you to record the slide numbers of your incorrect answers. The slide number can be found on the right side of the purple bar on the bottom of the “box”. In this example, the slide number is 10 out of 25 (10/25).

MINIDIALOGUE 1




Watch the minialogues and answer the questions. Observe the signers respond by either confirming, or negating and correcting information.

Question 1a/5

How does David identify his uncle?

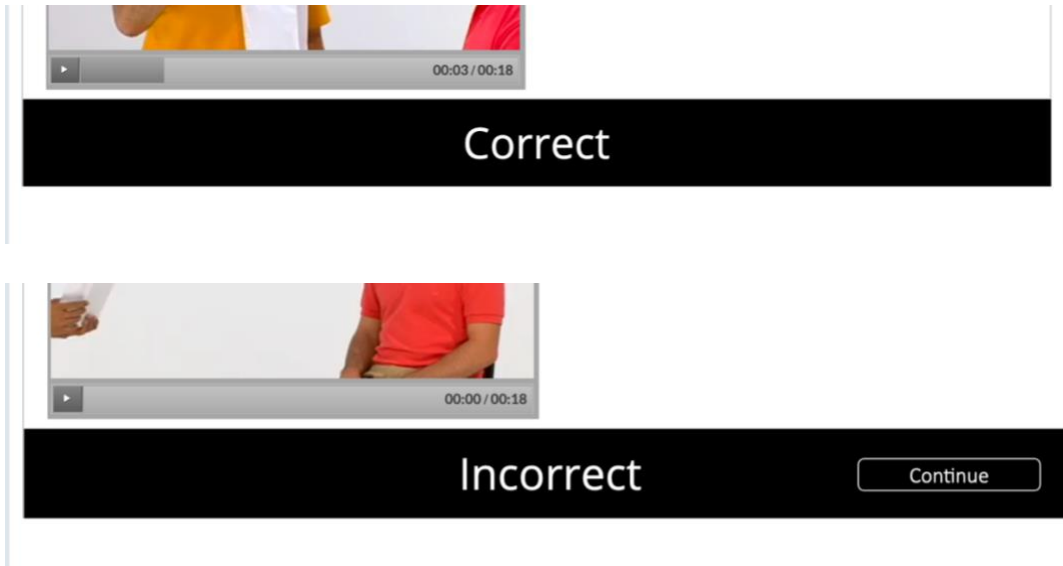
- He is the guy with a beard.
- He has dreadlocks.
- He is the guy with a moustache.

 Click Play to start the video.

SIGNING *Naturally* Homework 7:1 **PAGE 10/25**




- You will see a black bar appear in the bottom of the screen each time you submit an answer that will let you know whether your answer was correct or incorrect.





- Signing Naturally has two types of activities, Reading Only and Question and Answer.
 - **Reading Only**
A Reading Only activity is finished when you see the Homework Complete page.
 - **Question and Answer**
A Question and Answer activity gives you the option to **'Retry'** or **'Continue'**. **Retry** allows you to answer all of the questions again. **Continue** takes you to the Homework Complete page.

YOUR RESULTS



Well Done!

Your Score:	100% (200 points)
Passing Score:	80% (160 points)

SIGNING *Naturally* Homework 7:9 PAGE 27/28